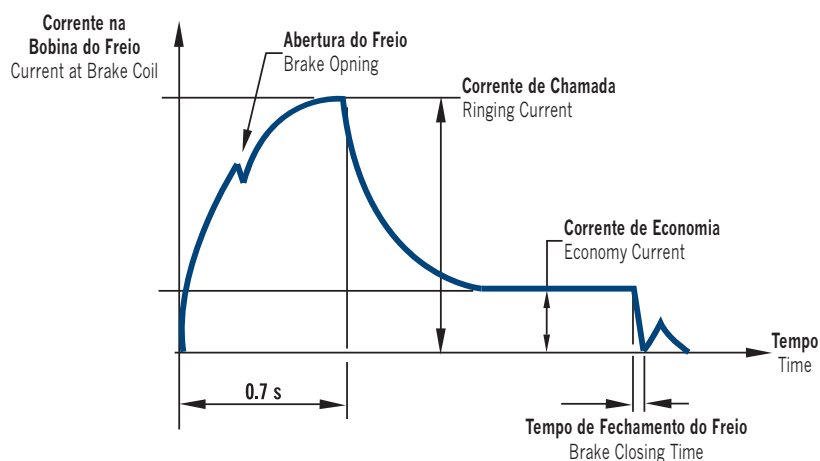
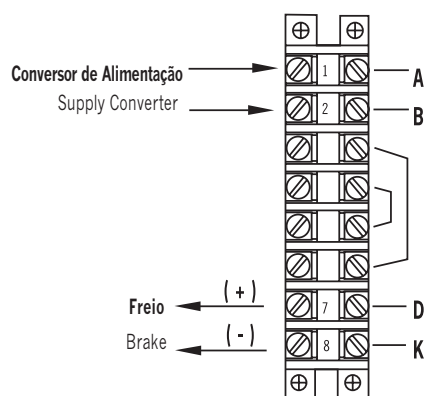
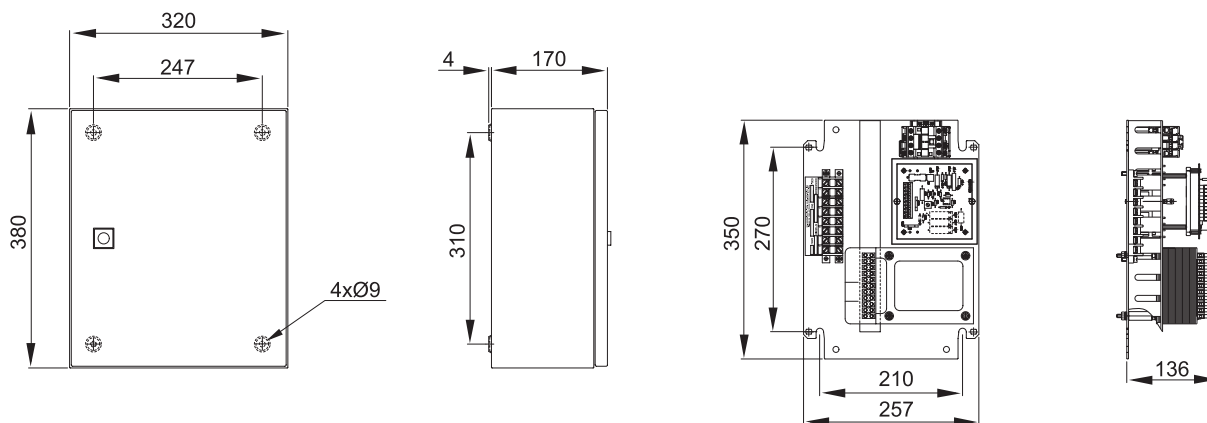


## C-2514-CE2 C-2514-CE2 (Conversor Eletroeletrônico)

### C-2514-CE2 (Electro-Electronic Converter)

C-2514-CE2-CX (Conversor Com Caixa IP65) / C-2514-CE2-CX (Converter with Box IP65)

C-2514-CE2-PL (Conversor Sem Caixa) / C-2514-CE2-PL (Converter without Box)



#### Características do Conversor C-2514-CE2 / Features of Converter C-2514-CE2

Fonte de Alimentação / Power Supply:	220 / 380 / 440 / 480 [Vca] ±15%	Potência do Transformador / Transformer Power:	405VA
Tensão de Saída (FED1) / Output voltage (FED1):	50 / 10 Vcc	Peso (com e sem caixa) / Weight (w/ and w/o box):	18 kg / 10,5 kg
Número de Manobras / Number of maneuvers:	700 man. / h	Frequência / Frequency	50 / 60 Hz
Temperatura Ambiente / Room Temperature:	-20....60°C	Grau de Proteção com Caixa / Protection level with box:	IP65

Tipo Type	Freios / Brakes		Resistência / Resistance	Corrente por Freio / Current per Brake		Disjuntor / Circuit Breaker	Disjuntor de entrada recomendado (A) (curva C) / Recommended Input Circuit breaker (A) (curve C)			
	Modelos / Model	Qtd. / Qty	(Ω)	Chamada (A) / Call (A)	Economia (A) / Economy (A)	Saída (A) / Output (A)	480Vca	440Vca	380Vca	220Vca
T3	645 / 545	1	4,1	12,2	2,4	6,0	3,0	3,0	4,0	6,0
	5K / 5KR / 5KE	1	4,1	7,8	1,6	6,0	2,0	2,0	3,0	4,0
	65K / 65KR	1	4,1	7,8	1,6	6,0	2,0	2,0	3,0	4,0
	650 / 660	1	4,1	7,8	1,6	6,0	2,0	2,0	3,0	4,0